

DAMIK GROUP JOINT STOCK COMPANY

FINANCIAL STATEMENTS FOR THE 2ND QUARTER YEAR 2025



DAMIK GROUP JOINT STOCK COMPANY

Lot 20, Phu Thu Industrial Zone, Nhi Chieu Ward,
Hai Phong City, Viet Nam

TABLE OF CONTENTS

<u>CONTENTS</u>	<u>PAGE</u>
STATEMENT OF THE BOARD OF DIRECTORS	02-03
BALANCE SHEET	04-05
INCOME STATEMENT	06
CASH FLOW STATEMENT	07-08
NOTES TO THE FINANCIAL STATEMENTS	09-33

STATEMENT OF THE BOARD OF DIRECTORS

The Board of Directors of DamiK Group Joint Stock Company ("the Company") presents this report together with the Company's Financial Statements for the 2nd Quarter year 2025 .

THE BOARD OF MANAGEMENT, THE BOARD OF DIRECTORS AND BOARD OF SUPERVISION

The members of The Board of Management and The Board of Directors of the Company who held office during the period and to the date of this report are as follows:

The Board of Management

Mr. Dang Duc Minh	Chairman
Mr. Vu Manh Hung	Member
Mr. Le Quy Son	Member
Mrs. Nguyen Manh Trung	Member
Mr. Nguyen Van Hai	Member

The Board of Directors

Mr. Le Quy Son	General Director	
Mr. Bui Van Tuan	Vice General Director	Resigned on 13/06/2025
	Production director	Appointed on 13/06/2025
Mr. Nguyen Van Hai	Investment Project Manager	Appointed on 13/06/2025

Board of Supervision

Mrs. Pham Thanh Nhan	Head of Control Department
Mrs. Nguyen Thi Huyen	Member
Mrs. Pham Thi Thu Ha	Member

THE BOARD OF DIRECTORS' STATEMENT OF RESPONSIBILITY

The Board of Directors of the Company is responsible for preparing the financial statements, which give a true and fair view of the financial position of the Company and of its results and cash flows for the year in accordance with Vietnamese accounting standards, accounting regime for enterprises and legal regulations relating to financial reporting. In preparing these financial statements, The Board of Directors is required to:

- Select suitable accounting policies and then apply them consistently;
- Make judgments and estimates that are reasonable and prudent;
- State whether applicable accounting principles have been followed, subject to any material departures disclosed and explained in the Financial Statements;
- Prepare the Financial Statements the going concern basis unless it is inappropriate to presume that the Company will continue in business; and
- Design and implement an effective internal control system for the purpose of properly preparing and presenting the Financial Statements so as to minimize errors and frauds.

DAMIK GROUP JOINT STOCK COMPANY

Lot 20, Phu Thu Industrial Zone, Nhi Chieu Ward,
Hai Phong City, Viet Nam

The Board of Directors is responsible for ensuring that proper accounting records are kept, which disclose, with reasonable accuracy at any time, the financial position of the Company and that the financial statements comply with Vietnamese accounting standards, accounting regime for enterprises and legal regulations relating to financial reporting. The Board of Directors is also responsible for safeguarding the assets of the Company and hence for taking reasonable steps for the prevention and detection of frauds and other irregularities.

The Board of Directors, confirms that the Company has complied with the above requirements in preparing these

For and on behalf of The Board of Directors,



Le Quy Son
General Director

Hai Phong, 19 July 2025

BALANCE SHEET

As at 30 June 2025

FORM B 01-DN

Unit: VND

ASSETS	Code	Note	30/06/2025 VND	01/01/2025 VND
A. SHORT-TERM ASSETS	100		88,629,722,458	95,927,282,910
I. Cash and cash equivalents	110	5	2,373,088,586	4,773,345,890
1. Cash	111		2,373,088,586	4,773,345,890
III. Short-term receivable	130		61,804,984,303	62,151,725,846
1. Short-term trade receivables	131	6	59,326,678,725	55,954,299,500
2. Short-term prepayments to suppliers	132	7	2,220,984,718	5,698,905,486
3. Other short-term receivables	136	8	6,268,800,000	5,970,000,000
4. Short-term provision for doubtful debts	137		(6,011,479,140)	(5,471,479,140)
IV. Inventories	140	10	23,421,628,751	28,228,182,759
1. Inventories	141		23,421,628,751	28,228,182,759
V. Other current assets	150		1,030,020,818	774,028,415
1. Short-term prepaid expenses	151	14	1,030,020,818	613,741,461
2. Deductible VAT	152		-	59,404,474
3. Taxes and other receivables from State budget	153	16	-	100,882,480
B. LONG-TERM ASSETS	200		183,786,339,813	195,992,482,191
II. Fixed assets	220		98,721,167,487	110,209,087,115
1. Tangible fixed assets	221	12	98,558,397,794	110,209,087,115
- Historical costs	222		244,412,949,265	244,235,251,285
- Accumulated depreciation	223		(145,854,551,471)	(134,026,164,170)
2. Intangible fixed assets	227	13	162,769,693	-
- Historical costs	228		168,382,441	-
- Accumulated depreciation	229		(5,612,748)	-
IV. Long-term unfinished asset	240	11	28,911,467,651	26,198,629,597
1. Construction in progress	242		28,911,467,651	26,198,629,597
VI. Other long-term assets	260		56,153,704,675	59,584,765,479
1. Long-term prepaid expenses	261	14	56,153,704,675	59,584,765,479
TOTAL ASSETS (270=100+200)	270		272,416,062,271	291,919,765,101


BALANCE SHEET (Continued)


As at 30 June 2025


FORM B 01-DN

Unit: VND

CAPITAL	Code	Note	30/06/2025 VND	01/01/2025 VND
C. LIABILITIES	300		104,763,593,976	123,314,199,188
I. Current liabilities	310		98,793,593,976	115,644,199,188
1. Short-term trade payables	311	15	1,810,045,305	3,467,770,380
2. Short-term advances from customers	312		12,475,508	101,087,480
3. Taxes and other payables to State budget	313	16	1,428,905,975	3,349,168,940
4. Payables to employees	314		1,068,853,210	2,709,874,502
5. Short-term accrued expenses	315	17	344,202,118	270,408,227
6. Other short-term payables	319	18	185,642,550	177,895,155
7. Short-term loans and finance lease liabilities	320	19	93,943,469,310	105,567,994,504
II. Long-term liabilities	330		5,970,000,000	7,670,000,000
1. Long-term loans and finance lease liabilities	338	19	5,970,000,000	7,670,000,000
D. OWNER'S EQUITY	400		167,652,468,295	168,605,565,913
I. Owner's equity	410	20	167,652,468,295	168,605,565,913
1. Contributed capital	411		143,750,000,000	143,750,000,000
- Ordinary shares with voting rights	411a		143,750,000,000	143,750,000,000
2. Share premium	412		1,250,625,000	1,250,625,000
3. Undistributed profit after tax	421		22,651,843,295	23,604,940,913
- Undistributed post-tax profits accumulated by the en 421a			23,604,940,913	8,140,685,346
- Undistributed profit after tax for the current period 421b			(933,097,618)	15,464,255,567
TOTAL CAPITAL (440 = 300+ 400)	440		272,416,062,271	291,919,765,101


Nguyen Thi Luyen
Preparer


Hoa Kim Dung
Chief Accountant


Le Quy Son
General Director

Hai Phong, 19 July 2025

INCOME STATEMENT

The 2nd quarter year 2025

ITEM	Code	Note	2nd quarter		Accumulated from the beginning of the year to the end of the 2nd quarter		Unit: VND
			Year 2025	Year 2024	Year 2025	Year 2024	
1. Revenue from sales and services rendered	01	22	55,225,656,788	89,629,509,593	106,906,772,634	189,687,965,621	
2. Revenue deductions	02		-	-	-	-	
3. Net revenue from sales and services rendered	10		55,225,656,788	89,629,509,593	106,906,772,634	189,687,965,621	
4. Cost of goods sold	11	23	52,309,185,103	79,820,518,875	99,193,702,193	167,215,216,333	
5. Gross profit from sales and services rendered	20		2,916,471,685	9,808,990,718	7,713,070,441	22,472,749,288	
6. Financial income	21	24	17,337,991	16,652,504	24,711,131	22,858,215	
7. Financial expenses	22	25	1,687,460,589	2,425,385,081	3,520,621,495	4,957,678,946	
<i>In which: Interest expenses</i>	23		1,687,460,589	2,425,385,081	3,518,897,815	4,957,678,946	
8. Selling expenses	25	26	349,474,591	634,111,366	778,494,238	1,219,517,187	
9. General and administration expenses	26	27	2,585,093,030	1,821,556,785	4,371,319,839	3,406,427,188	
10. Net profit from operating activities	30		(1,688,218,534)	4,944,589,990	(932,654,000)	12,911,984,182	
11. Other income	31	28	6,515,543	-	6,515,543	3,795,288	
12. Other expenses	32	29	12,698,934	12,579,787	26,959,161	19,786,891	
13. Other profit (loss)	40		(6,183,391)	(12,579,787)	(20,443,618)	(15,991,603)	
14. Total profit before tax	50		(1,694,401,925)	4,932,010,203	(953,097,618)	12,895,992,579	
16. Deferred corporate income tax expenses	51	30	-	988,724,330	-	2,582,962,226	
17. Profit after corporate income tax	52		-	-	-	-	
18. Basic earnings per share	60		(1,694,401,925)	3,943,285,873	(953,097,618)	10,313,030,353	
	70	31	(118)	274	(66)	717	



Nguyen Thi Luyen
Preparer

Hoa Kim Dung
Chief Accountant

Le Quy Sơn
General Director

Hai Phong, 19 July 2025

CASH FLOW STATEMENT*As at 30 June 2025*
(Under indirect method)

FORM B 03-DN

Unit: VND


ITEM	Code	Note	From 01/01/2025 to 30/06/2025 VND	From 01/01/2024 to 30/06/2024 VND
I. CASH FLOWS FROM OPERATING ACTIVITIES				
1. Profit before tax	01		(953,097,618)	12,895,992,579
2. Adjustments for				
- Depreciation of fixed assets and investment property	02		11,834,000,049	11,835,244,049
- Provisions	03		540,000,000	-
- Gains/losses of exchange rate differences from revaluation of accounts derived from foreign	04		(12,831,744)	-
- Gains/losses from investment	05		(1,670,363)	(2,623,703)
- Interest expense	06		3,518,897,815	4,957,678,946
3. Profit from operating activities before changes in working capital	08		14,925,298,139	29,686,291,871
- Increase/decrease in receivables	09		265,828,497	(25,004,769,488)
- Increase/decrease in inventory	10		4,806,554,008	4,556,965,153
- Increase/decrease in payables (excluding interest payables, enterprise income tax payables)	11		(1,847,911,679)	7,305,757,104
- Increase/decrease in prepaid expenses	12		4,259,231,393	2,871,280,176
- Interest expenses paid	14		(3,556,838,971)	(5,153,861,023)
- Corporate income tax paid	15		(3,340,227,183)	(769,759,726)
- Other receipts from operating activities	16		-	1,170,000,000
- Other expenses on operating activities	17		(298,800,000)	-
Net cash flows from operating activities	20		15,213,134,204	14,661,904,067
II. CASH FLOWS FROM INVESTING ACTIVITIES				
1. Purchase of fixed assets and other long-term assets	21		(4,303,368,421)	(5,543,392,293)
2. Interest and dividend received	27		1,670,363	2,623,703
Net cash flows from investing activities	30		(4,301,698,058)	(5,540,768,590)
III. CASH FLOWS FROM FINANCING ACTIVITIES				
1. Proceeds from borrowings	33		93,103,650,931	75,852,191,317
2. Repayment of principal	34		(106,428,176,125)	(96,717,347,972)
Net cash flows from financing activities	40		(13,324,525,194)	(20,865,156,655)

CASH FLOW STATEMENT*As at 30 June 2025*
(Under indirect method)


FORM B 03-DN

Unit: VND

ITEM	Code	Note	From 01/01/2025 to	From 01/01/2024 to
			30/06/2025	30/06/2024
			VND	VND
Net cash flows within the period (50=20+30+40)	50		(2,413,089,048)	(11,744,021,178)
Cash and cash equivalents at beginning of the period	60		4,773,345,890	13,032,776,501
Impact of foreign exchange fluctuation	61		12,831,744	-
Cash and cash equivalents at the end of period (70=	70	5	<u>2,373,088,586</u>	<u>1,288,755,323</u>



 Nguyen Thi Luyen
Preparer



 Hoa Kim Dung
Chief Accountant



 Le Quy Son
General Director

Hai Phong, 19 July 2025

NOTES TO THE FINANCIAL STATEMENTS

FORM B 09-DN

These notes are an integral part of and should be read in conjunction with the accompanying Financial Statements

1 . CHARACTERISTICS OF OPERATION OF THE COMPANY

Form of capital ownership

DamiK Group Joint Stock Company which was established and operating activities under Business License No 0800462363 issued by Hai Duong Department of Investment and Planning for the first time on 23 October 2008, 19th re-registered on 05 May 2025.

The Company's head office is located at: Lot 20, Phu Thu Industrial Zone, Nhi Chieu Ward, Hai Phong City, Viet Nam.

Company's Charter capital: VND 143.750.000.000. Equivalent to 14.375.000 shares with the price of VND 10.000 per share.

The Joint Stock Company DamiK Group was officially listed on the Upcom exchange on April 22, 2025:

Name: Damik Group Joint Stock Company;

Stock code: DKG;

Type of security: Common stock;

Par value: VND 10,000/share;

Number: 14,375,000 shares.

Business field

Business field of the Company is: Production of lime and dolomite;

Business activities

Main business activities of the Company is:

- Production of lime and dolomite;
- Other business support service activities not elsewhere classified; Details: Import and export of products made from lime and dolomite;
- Other specialized wholesale trade not elsewhere classified; Details: Wholesale of products made from limestone and dolomite.

Characteristics of operation of enterprises in the year that affect the financial statements

The number of employees of Company as at 30 June 2025 is: 131 people (as at 31 Decemver 2024 is: 142 people).

2 . ACCOUNTING PERIOD AND ACCOUNTING CURRENCY

Annual accounting period commences from 1st January and ends as at 31st December.

The Company maintains its accounting records in VND.

NOTES TO THE FINANCIAL STATEMENTS

FORM B 09-DN

These notes are an integral part of and should be read in conjunction with the accompanying Financial Statements

3 . STANDARDS AND APPLICABLE ACCOUNTING POLICIES

Applicable accounting policies

The Company applies Enterprise Accounting System issued under Decision No .200/2014/QĐ-BTC dated 22 December 2014 amended and supplemented in accordance with Circular No. 53/2016/TT-BTC dated 21 March 2016 of the Minister of Finance.

Declaration of compliance with accounting standards and accounting system

The Company applies Vietnamese Accounting Standards and supplement documents issued by the State. Financial statements are prepared in accordance with regulations of each standard and supplement documents as well as with current Accounting Standards and Accounting System.

4 . SUMMARY OF SIGNIFICANT ACCOUNTING POLICIES

The significant accounting policies, which have been adopted by the Company in the preparation of these financial

Estimates

The preparation of financial statements in conformity with Vietnamese Accounting Standards, accounting regime for enterprises and legal regulations relating to financial reporting requires management to make estimates and assumptions that affect the reported amounts of assets, liabilities and disclosures of contingent assets and liabilities at the date of the financial statements and the reported amounts of revenues and expenses during the fiscal year. Although these accounting estimates are based on the management's best knowledge, actual results may differ from those estimates.

Foreign currency transactions

The foreign currency transactions during the fiscal year are converted into Vietnam dong with the real exchange rate at the transaction date. Real exchange rates are determined as the following principles:

- When recording receivables: are exchange rates of purchase of commercial banks where Company assigned customers to make payment at the time of incurred transactions;
- When recording liabilities: are exchange rates of purchase of commercial banks where Company expects to conduct transactions at the time of incurred transactions;
- When purchases of assets or expenses paid immediately in foreign currency: are the rate of purchase of commercial banks where Company makes payments.

Real exchange rate upon re-determining accounts derived from foreign currencies at the date of the Financial Statements is determined on the following principles:

- For accounts classified as asset: applies exchange rates of purchase of commercial banks where Company regularly conducts transaction;
- For foreign currency deposited in bank: applies exchange rate of purchase of the bank where Company opens
- For accounts classified as liabilities: applies exchange rates of selling foreign currency of commercial banks where Company regularly conducts transaction.

All sums of real exchange rates for foreign currency transactions in the period and real exchange rate upon re-determining accounts derived from foreign currencies at the end of the period are recorded immediately to results of

NOTES TO THE FINANCIAL STATEMENTS

FORM B 09-DN

These notes are an integral part of and should be read in conjunction with the accompanying Financial Statements

Cash and cash equivalents

Cash and cash equivalents comprise cash on hand, demand deposits and short-term, highly liquid investments that are readily convertible to known amounts of cash and which are subject to an insignificant risk of changes in value.

Receivables

Receivables represent the amounts recoverable from customers or other debtors and are stated at book value less provision for doubtful debts.

The provision for doubtful debts is made for receivables that are overdue under an economic contract, a loan agreement, a contractual commitment or a promissory note and for receivables that are not due but difficult to be recovered. Accordingly, the provisions for overdue debts shall be based on the due date stipulated in the initial sale contract, exclusive of the debt rescheduling between contracting parties and the case where the debts are not due but the debtor is in bankruptcy, in dissolution, or missing and making fleeing.

Inventories

Inventories are stated at the lower of cost and net realisable value. Cost comprises direct materials and where applicable, direct labour costs and those overheads that have been incurred in bringing the inventories to their present location and condition. Cost is calculated using the weighted average method. Net realisable value represents the estimated selling price less all estimated costs to completion and costs to be incurred in marketing, selling and distribution.

The cost of inventory is calculated by weighted average method.

Inventory is recorded by perpetual method.

Method for valuation of work in process at the end of the period:

- Work in progress is obtained based on main material cost for each unfinished products, product.

Tangible fixed assets and depreciation

Tangible fixed assets are stated at cost less accumulated depreciation.

The costs of purchased tangible fixed assets comprise their purchase prices and any directly attributable costs of bringing the assets to their working condition and location for their intended use.

The costs of self-constructed or manufactured assets are the actual construction or manufacturing cost plus installation and test running costs.

NOTES TO THE FINANCIAL STATEMENTS

FORM B 09-DN

These notes are an integral part of and should be read in conjunction with the accompanying Financial Statements

Tangible fixed assets are depreciated using the straight-line method over their following estimated useful lives:

- Buildings	05 - 30 years
- Machine, equipment	05 - 10 years
- Transportation equipment	06 - 10 years
- Office equipment and furniture	03 - 05 years
- Others property	03 - 05 years

Construction in progress

Properties in the course of construction for production, rental or administrative purposes, or for other purposes, are carried at cost. Cost includes professional fees, and for qualifying assets, borrowing costs dealt with in accordance with the Company's accounting policy. Depreciation of these assets, on the same basis as other assets, commences when the assets are ready for their intended use.

Prepaid expenses

Prepaid expenses are expenses which have already been paid but relate to results of operations of multiple accounting periods, including land rentals, establishment costs and other types of long-term prepayments.

Land rentals represent rentals that have been paid in advance. Prepaid land rentals are charged to the income statement using the straight-line method over the lease term.

Payables

The payables shall be kept records in details according to period payables, entities payables, types of currency payable and other factors according to requirements for management of the Company.

Loans and finance lease liabilities

The value of finance lease liabilities is the total payable amount calculated on the present value of minimum lease payments or the fair value of leased assets.

Loans and finance lease liabilities shall be kept records in details according to entities loans, loan agreement and loans and finance lease liabilities term. In case of loans or liabilities in foreign currency shall be kept records in detail the currency.

Borrowing costs

Borrowing costs are recognized into operating costs in the period, except for which directly attributable to the construction or production of unfinished asset included (capitalized) in the cost of that asset, when gather sufficient conditions as regulated in VAS No. 16 "Borrowing costs". Beside, regarding loans serving the construction of fixed assets, investment properties, and the interests shall be capitalized even if the construction duration is under 12 months.

NOTES TO THE FINANCIAL STATEMENTS

FORM B 09-DN

These notes are an integral part of and should be read in conjunction with the accompanying Financial Statements

Accrued expenses

Payables to goods or services received from the seller or provided for the seller during a reporting period, but payments of such goods or services have not been made and other payables such as annual leave salary, expenses in seasonal cessation of production period, interest expenses... which are recorded to operating expenses of the reporting period.

The recording of accrued expenses to operating expenses during a period shall be carried out in conformity with revenues and expenses incurring during the period. Accrued expenses payable are settled with actual expenses incurred. The difference between accrual and actual expenses are reverted.

Owner's equity

Owner's equity is stated at actually contributed capital of owners.

Share premium shall record the difference between the par value, direct costs related to the issuing shares and issue price of shares (including the case of re-issuing stock fund) and can be a positive premium (if the issue price is higher than par value and direct costs related to the issuance of shares) or negative premium (if the issue price is lower than par value and direct costs related to the issuance of shares).

Undistributed profit after tax is used to record business results (profit, loss) after corporate income tax and situation of income distribution or loss handling of company. In case payment of dividends, profits for the owners exceeding the undistributed profit after tax shall be essentially decrease of contributed capital. Undistributed profit after tax can be distributed to investors based on capital contribution rate after approval by Board of Directors and after making appropriation to funds in accordance with the Company's Charter and Vietnamese regulatory requirements.

Revenue

Sales

Revenue from the sale of goods is recognised when all five (5) following conditions are satisfied:

- The Company has transferred to the buyer the significant risks and rewards of ownership of the goods;
- The Company retains neither continuing managerial involvement to the degree usually associated with ownership nor effective control over the goods sold;
- The amount of revenue can be measured reliably;
- It is probable that the economic benefits associated with the transaction will flow to the Company;
- The costs incurred or to be incurred in respect of the transaction can be measured reliably.

Financial income

Revenue arising from the used by the others of entity assets yielding interest, royalties and dividends shall be recognised when:

- It is probable that the economic benefits associated with the transaction will flow to the Company;
- The amount of the income can be measured reliably;

NOTES TO THE FINANCIAL STATEMENTS

FORM B 09-DN

These notes are an integral part of and should be read in conjunction with the accompanying Financial Statements

Cost of goods sold

Cost of goods sold is recognized in accordance with revenue arising and ensure compliance with the prudence principle. Cases of loss of materials and goods exceeded the norm, abnormal expenses, and losses of inventories after deducting the responsibility of collective and individuals concerned,... are recognized fully and promptly into cost of goods sold in the year.

Financial expenses

Items recorded into financial expenses consist of:

- Expenses or losses relating to financial investment activities;
- Expenses of capital borrowing;
- Losses from short-term security transfer, expenses of security selling transaction;
- Provision for business security decrease, provision for losses from investment in other units, losses incurred when selling foreign currency, losses from exchange rate...

The above items are recorded by the total amount arising within the period without compensation to financial

Taxation

Income tax expense represents the sum of the tax currently payable and deferred tax.

The tax currently payable is based on taxable profit for the year. Taxable profit differs from net profit as reported in the income statement because it excludes items of income or expense that are taxable or deductible in other years (including loss carried forward, if any) and it further excludes items that are never taxable or deductible.

The determination of the tax currently payable is based on the current interpretation of tax regulations. However, these regulations are subject to periodic variation and their ultimate determination depends on the results of the tax authorities' examinations.

Other taxes are paid in accordance with the prevailing tax laws in Vietnam.

Earnings per share

Basic earnings per share are calculated by dividing net profit or loss after tax for the year attributable to ordinary shareholders of the Company (after adjusting for the bonus and welfare fund and allowance for Board of Directors) by the weighted average number of ordinary shares outstanding during the The 2nd quarter year 2025.

NOTES TO THE FINANCIAL STATEMENTS

FORM B 09-DN

These notes are an integral part of and should be read in conjunction with the accompanying Financial Statements

Related Parties

The parties are regarded as related parties if that party has the ability to control or significantly influence the other party in making decisions about the financial policies and activities. The Company's related parties include:

- Companies, directly or indirectly through one or more intermediaries, having control over the Company or being under the control of the Company, or being under common control with the Company, including the Company's parent, subsidiaries and affiliated companies;
- Individuals, directly or indirectly, holding voting power of the Company that have a significant influence on the Company, key management personnel including directors and employees of the Company, the close family members of these individuals;
- Enterprises due to the above-mentioned individuals directly or indirectly hold an important part of the voting rights or have significant influence on the Company.

In considering the relationship of related parties to serve for the preparation and presentation of Financial Statements, the Company should consider the nature of the relationship rather than the legal form of the relationship.

5 . CASH AND CASH EQUIVALENTS

	30/06/2025	01/01/2025
	VND	VND
Cash on hand	1,195,381,530	3,934,271,074
Non term deposit	1,177,707,056	839,074,816
	<u>2,373,088,586</u>	<u>4,773,345,890</u>

6 . SHORT-TERM TRADE RECEIVABLES

	30/06/2025	01/01/2025
	VND	VND
DLH Global Joint Stock Company	49,507,675,332	44,434,590,316
L-D Development Trading Limited Company	4,209,592,466	1,303,115,064
Anh Linh Service Trading Company Limited	1,800,000,000	5,197,008,085
Other trade receivables	3,809,410,927	5,019,586,035
	<u>59,326,678,725</u>	<u>55,954,299,500</u>
Trade receivables from related parties	<u>1,158,026,760</u>	<u>918,212,760</u>

(Details as in Notes 35.)

NOTES TO THE FINANCIAL STATEMENTS

FORM B 09-DN

These notes are an integral part of and should be read in conjunction with the accompanying Financial Statements

7 . SHORT-TERM PREPAYMENTS TO SUPPLIERS

	30/06/2025		01/01/2025	
	Value	Provision	Value	Provision
	VND	VND	VND	VND
Bui Duc Production and Trading Single-member Limited Company	-	-	2,602,353,400	-
Victory Viet Nam Investment Limited Company	811,580,000	(811,580,000)	811,580,000	(811,580,000)
Others	1,409,404,718	-	2,284,972,086	-
	<u>2,220,984,718</u>	<u>(811,580,000)</u>	<u>5,698,905,486</u>	<u>(811,580,000)</u>

8 . OTHER SHORT-TERM RECEIVABLES

	30/06/2025		01/01/2025	
	Value	Provision	Value	Provision
	VND	VND	VND	VND
Mortgages (1)	1,768,800,000	-	1,470,000,000	-
Trade Receivables from Hai Phong Additives	4,500,000,000	(4,500,000,000)	4,500,000,000	(4,500,000,000)
	<u>6,268,800,000</u>	<u>(4,500,000,000)</u>	<u>5,970,000,000</u>	<u>(4,500,000,000)</u>

(1) Include:

- The deposit for the implementation of the DLH Industrial Lime Plant project, paid by the Company to the People's Committee of Hai Duong Province in accordance with the Investment Project Implementation Guarantee Agreement No. 29 dated April 1, 2023, amounting to VND 1,470,000,000;
- The deposit for the implementation of the Inland Waterway Port project, paid by the Company to the People's Committee of Hai Duong Province in accordance with the Investment Project Implementation Guarantee

- (2) Receivable from business cooperation between the Company and Hai Phong Additive Co., Ltd., in preparation for the signing and implementation of a joint venture contract for mineral exploitation at Thum Thum Mountain, Minh Duc Town, Thuy Nguyen District, Hai Phong City (now Bach Dang Ward, Hai Phong City). In 2019 and 2020, the Company, on behalf of Hai Phong Additive Co., Ltd., made payments to the State Budget totaling VND 3,647,714,000 under the Deposit Agreement No. 01/2020/HDDC dated December 19, 2020. However, by the end of 2021, the Company and Hai Phong Additive Co., Ltd. mutually agreed not to proceed with the business cooperation. Therefore, Hai Phong Additive Co., Ltd. is responsible for reimbursing the full amount to the Company. As of June 30, 2025, the Company and Hai Phong Additive Co., Ltd. are still in the process of negotiating a payment plan and finalizing the termination of the business cooperation.

NOTES TO THE FINANCIAL STATEMENTS

FORM B 09-DN

These notes are an integral part of and should be read in conjunction with the accompanying Financial Statements

9 . BAD DEBTS

	30/06/2025		01/01/2025	
	Original cost	Recoverable value	Original cost	Recoverable value
	VND	VND	VND	VND
<i>Trade receivables</i>				
Kim Nam Materials Joint Stock Company	159,899,140	-	159,899,140	-
Anh Linh Services & Trading Limited Company	540,000,000			
<i>Prepayment to suppliers</i>				
Victory Viet Nam Investment Limited Company	811,580,000	-	811,580,000	-
<i>Other receivables</i>				
Hai Phong Addictives Limited	4,500,000,000	-	4,500,000,000	-
	<u>6,011,479,140</u>	<u>-</u>	<u>5,471,479,140</u>	<u>-</u>

10 . INVENTORIES

	30/06/2025		01/01/2025	
	Original cost	Provision	Original cost	Provision
	VND	VND	VND	VND
Goods in transit	598,013,942	-	-	-
Raw material	10,933,261,746	-	15,221,429,871	-
Tools, supplies	414,370,111	-	428,437,915	-
Work in process	2,093,237,256	-	2,159,012,377	-
Finished goods	9,382,745,696	-	10,419,302,596	-
	<u>23,421,628,751</u>	<u>-</u>	<u>28,228,182,759</u>	<u>-</u>

The company's inventory has been used as collateral under Mortgage Agreement No. 62/2017/HĐTC/KCNHD5 dated May 12nd, 2017, for loan agreements with Vietnam Joint Stock Commercial Bank for Industry and Trade, as presented in Note No. 19.

11 . LONG-TERM UNFINISHED ASSET

	30/06/2025	01/01/2025
	VND	VND
Construction in progress	28,654,179,651	24,954,179,651
The DLH Industrial Lime Plant Project (1)	209,263,500	209,263,500
DLH Landing Stage Project (2)	28,444,916,151	24,744,916,151
Fixed asset purchases	257,288,000	-
Construction of fire protection system	257,288,000	-
Major repairs of fixed assets	-	1,244,449,946
Fabrication of steel structures for the roofing of the loading area	-	1,244,449,946
	<u>28,911,467,651</u>	<u>26,198,629,597</u>

NOTES TO THE FINANCIAL STATEMENTS

FORM B 09-DN

*These notes are an integral part of and should be read in conjunction with the accompanying Financial Statements***(1) DLH Industrial Lime Plant Project**

- Investor: Damik Group Joint Stock Company (Renamed from DLH Industrial Lime Joint Stock Company);
- Construction location: Lots CN4, CN6, CN20, Phu Thu Industrial Cluster, Kinh Mon, Hai Duong;
- Construction purpose: Industrial Lime Factory;
- Project objective: Producing lime, industrially burnt dolomite from limestone, dolomite; processing lime lumps, burnt dolomite, other products from lime, burnt dolomite and leasing yards and factories to meet market demand
- Investment capital source: Own capital and credit loans;
- Project scale: Project to produce lime, industrially burnt dolomite from limestone, dolomite with a scale of 320,000 tons/year; and business of processing lime, burnt dolomite, and other products from lime, burnt dolomite with a scale of 120,000 tons/year through cooperation, economic, and processing contracts with other production units; factory and yard rental;
- Land use area: 37,942 m2 (including land lots CN4, CN6 with an area of 21,445 m2; land lot CN20 with an area of 16,497 m2 and internal road area); Land use form: Land lease with annual payment for the entire land area for project implementation;
- Project status as of June 30, 2025:
 - + Phase 1: Completion of construction items and installation of machinery and equipment of lime production lines from February 2017 to October 2021 on land lot CN20 - Land plot No. 240, cadastral map sheet No. 35, area 16,497 m2.
 - + Phase 2: Complete site clearance procedures and issue Land Use Rights Certificates on land lots CN4, CN6 with an area of 21,445 m2. The Company is carrying out procedures to apply for a construction permit for the project expansion to serve as a product processing area and adjust the implementation progress on the

(2) DLH Landing Stage Project

- Investor: Damik Group Joint Stock Company (Renamed from DLH Industrial Lime Joint Stock Company);
- Construction location: Outside the Han Mau River dike (K0+900 to K1+166.5), Phu Thu ward, Kinh Mon, Hai Duong;
- Project objective: Investing in the construction of an inland waterway wharf to serve the loading and unloading and gathering of goods of projects in Phu Thu Industrial Park and neighboring areas.
- Project scale: 800,000 tons/year;
- Investment capital source: Own capital and credit loans;
- Estimated total investment: 19,920 million VND;
- Project operation period: Until April 27, 2059;
- Land area in use: 21,532 m2. In which, the land area to be leased is 6,888.0 m2 and the land area in the airspace: 14,644 m2; Land use form: One-time land lease for the entire land area to implement the project;
- Project implementation progress: Complete construction and put the project into operation before June 30, 2026.
- Project status as of June 30, 2025:
 - + Phase 1: Complete site clearance, complete construction investment on an area of 14,101.6 m2 and put into operation from December 2021.
 - + Phase 2: Complete the procedures for granting Land Use Rights Certificates for the remaining area, and continue with site clearance.

DAMIK GROUP JOINT STOCK COMPANY

Lot 20, Phu Thu Industrial Zone, Nhi Chieu Ward,
Hai Phong City, Viet Nam

Financial Statements
The 2nd quarter year 2025

NOTES TO THE FINANCIAL STATEMENTS

These notes are an integral part of and should be read in conjunction with the accompanying Financial Statements

FORM B 09-DN

12 . TANGIBLE FIXED ASSETS

	Buildings	Machinery, equipment	Transportation equipment	Management equipment	Others	Total
	VND	VND	VND	VND	VND	VND
Original cost						
As at 01/01/2025	101,952,873,158	134,857,359,555	6,558,000,572	628,668,000	238,350,000	244,235,251,285
Purchase	-	-	138,888,889	38,809,091	-	177,697,980
Others	706,000	(706,000)	-	-	-	-
As at 30/06/2025	101,953,579,158	134,856,653,555	6,696,889,461	667,477,091	238,350,000	244,412,949,265
Accumulated depreciation						
As at 01/01/2025	62,993,177,138	64,961,548,424	5,232,170,590	600,918,018	238,350,000	134,026,164,170
Depreciation	4,769,836,235	6,702,238,696	333,711,251	22,601,119	-	11,828,387,301
Others	(90,685,203)	90,685,203	-	-	-	-
As at 30/06/2025	67,672,328,170	71,754,472,323	5,565,881,841	623,519,137	238,350,000	145,854,551,471
Net carrying amount						
As at 01/01/2025	38,959,696,020	69,895,811,131	1,325,829,982	27,749,982	-	110,209,087,115
As at 30/06/2025	34,281,250,988	63,102,181,232	1,131,007,620	43,957,954	-	98,558,397,794
<i>In which:</i>						
- Ending net book value of tangible fixed assets pledged as loan securities			98,393,542,573	VND		
- Cost of fully depreciated tangible fixed assets but still in use			18,507,055,503	VND		

NOTES TO THE FINANCIAL STATEMENTS

FORM B 09-DN

These notes are an integral part of and should be read in conjunction with the accompanying Financial Statements

13 . INTANGIBLE FIXED ASSETS

	Others	Total
	VND	VND
Original cost		
As at 01/01/2025	-	-
Purchase	168,382,441	168,382,441
As at 30/06/2025	168,382,441	168,382,441
Accumulated depreciation		
As at 01/01/2025	-	-
Depreciation	5,612,748	5,612,748
As at 30/06/2025	5,612,748	5,612,748
Net carrying amount		
As at 01/01/2025	-	-
As at 30/06/2025	162,769,693	162,769,693

14 . PREPAID EXPENSES

	30/06/2025	01/01/2025
	VND	VND
a) Short-term prepaid expenses		
Dispatched tools and supplies	190,316,668	358,741,461
Insurance premiums	46,537,500	183,000,000
Land rental costs	24,000,000	72,000,000
Others	769,166,650	-
	1,030,020,818	613,741,461
b) Long-term prepaid expenses		
Dispatched tools and supplies	4,127,041,119	7,423,721,333
Land clearance costs for the DLH Industrial lime plant project (1)	19,848,267,096	20,138,332,709
Land lease payments are offset against site clearance costs (2)	7,723,416,750	7,723,416,750
Land clearance costs for the DLH landing stage projects (3)	20,609,863,171	20,927,698,887
Others	3,845,116,539	3,371,595,800
	56,153,704,675	59,584,765,479

(1) *Land clearance costs for the DLH Industrial lime plant project*

Detailed project information is presented in Note 11.

(2) *Land lease payments are offset against site clearance costs*Land rental cost for the period from October 2030 to April 27, 2059, for the 21,445 m² land lot under the DLH Industrial Lime Plant project, as determined in Confirmation No. 7371/XN-CTHDU dated August 26, 2024, issued by the Hai Duong Tax Department."(3) *Land clearance costs of the DLH landing stage project*

Detailed project information is presented in Note 11.

DAMIK GROUP JOINT STOCK COMPANY

Lot 20, Phu Thu Industrial Zone, Nhi Chieu Ward,
Hai Phong City, Viet Nam

Financial Statements
The 2nd quarter year 2025

NOTES TO THE FINANCIAL STATEMENTS

These notes are an integral part of and should be read in conjunction with the accompanying Financial Statements

FORM B 09-DN

15 . SHORT-TERM TRADE PAYABLES

	30/06/2025		01/01/2025	
	Outstanding balance	Amount can be paid	Outstanding balance	Amount can be paid
	VND	VND	VND	VND
Anh Linh Services & Trading Limited Company	-	-	1,744,447,840	1,744,447,840
DLH Transport Co., Ltd	549,349,400	549,349,400	144,612,000	144,612,000
Minh Hung Mineral Co.,Ltd	262,526,520	262,526,520	-	-
Others	998,169,385	998,169,385	1,578,710,540	1,578,710,540
	1,810,045,305	1,810,045,305	3,467,770,380	3,467,770,380

16 . TAX AND PAYABLES FROM STATE BUDGET

	Receivable at the opening period	Payable at the opening period	Payable arise in the period	Amount paid in the period	Receivable at the closing period	Payable at the closing period
	VND	VND	VND	VND	VND	VND
Value added tax	-	-	2,125,851,503	788,755,172	-	1,337,096,331
Export, import duties	-	6,515,543	54,989,140	61,504,683	-	-
Business income tax	-	3,340,227,183	-	3,340,227,183	-	-
Personal income tax	100,882,480	-	222,687,919	112,333,609	-	-
Property tax and land rental	-	2,426,214	198,842,857	118,931,257	-	9,471,830
Other taxes	-	-	4,000,000	4,000,000	-	82,337,814
	100,882,480	3,349,168,940	2,606,371,419	4,425,751,904	-	1,428,905,975

The Company's tax settlements are subject to examination by the tax authorities. Because the application of tax laws and regulations on many types of transactions is susceptible to varying interpretations, amounts reported in the financial statements could be changed at a later date upon final determination by the tax authorities.

NOTES TO THE FINANCIAL STATEMENTS

FORM B 09-DN

These notes are an integral part of and should be read in conjunction with the accompanying Financial Statements

17 . SHORT-TERM ACCRUED EXPENSES

	30/06/2025	01/01/2025
	VND	VND
Accrued interest expenses	87,048,994	124,990,150
Other accrued expenses	257,153,124	145,418,077
	<u>344,202,118</u>	<u>270,408,227</u>

18 . OTHER SHORT-TERM PAYABLES

	30/06/2025	01/01/2025
	VND	VND
Trade union fund	177,614,100	102,859,800
Social insurance	5,115,300	1,287,750
Health insurance	2,511,950	227,250
Unemployment insurance	401,200	101,000
Others	-	73,419,355
	<u>185,642,550</u>	<u>177,895,155</u>

DAMIK GROUP JOINT STOCK COMPANY
Lot 20, Phu Thu Industrial Zone, Nhi Chieu Ward,
Hai Phong City, Viet Nam

Financial Statements
The 2nd quarter year 2025

NOTES TO THE FINANCIAL STATEMENTS

These notes are an integral part of and should be read in conjunction with the accompanying Financial Statements

FORM B 09-DN

19 . LOANS AND FINANCE LEASE LIABILITIES

	01/01/2025		In the period		30/06/2025	
	Outstanding balance	Amount can be paid	Increase	Decrease	Outstanding balance	Amount can be paid
	VND	VND	VND	VND	VND	VND
a) Short-term loans and finance lease liabilities						
Short-term loans						
Vietnam Joint Stock Commercial Bank ⁽¹⁾						
Current portion of long-term loans	78,167,994,504	78,167,994,504	93,103,650,931	(92,728,176,125)	78,543,469,310	78,543,469,310
Vietnam Joint Stock Commercial Bank	27,400,000,000	27,400,000,000	1,700,000,000	(13,700,000,000)	15,400,000,000	15,400,000,000
	<u>105,567,994,504</u>	<u>105,567,994,504</u>	<u>94,803,650,931</u>	<u>(106,428,176,125)</u>	<u>93,943,469,310</u>	<u>93,943,469,310</u>
b) Long-term loans and finance lease liabilities						
Vietnam Joint Stock Commercial Bank ⁽²⁾	35,070,000,000	35,070,000,000	-	(13,700,000,000)	21,370,000,000	21,370,000,000
	<u>35,070,000,000</u>	<u>35,070,000,000</u>	<u>-</u>	<u>(13,700,000,000)</u>	<u>21,370,000,000</u>	<u>21,370,000,000</u>
Amounts come due within 12 months	27,400,000,000	27,400,000,000	1,700,000,000	(13,700,000,000)	15,400,000,000	15,400,000,000
Amounts come due after 12 months	<u>7,670,000,000</u>	<u>7,670,000,000</u>			<u>5,970,000,000</u>	<u>5,970,000,000</u>
Detail information on Short-term loans:						

(1) Credit Agreement No. 328/2024-HĐCVHM/NHCT-KCNHD15 dated October 31st, 2024, with the following detailed terms:

- + Credit Limit: VND 80,000,000,000;
- + Purpose of the loan: Supplementing working capital for production activities;
- + Loan interest rate: Applicable floating interest rate with adjustments;
- + Outstanding Principal Balance as of June 30, 2025, is 78,543,469,310 VND.

DAMIK GROUP JOINT STOCK COMPANY

Lot 20, Phu Thu Industrial Zone, Nhi Chieu Ward,
Hai Phong City, Viet Nam

Financial Statements
The 2nd quarter year 2025

NOTES TO THE FINANCIAL STATEMENTS

These notes are an integral part of and should be read in conjunction with the accompanying Financial Statements

FORM B 09-DN

Detail information on Long-term loans:

- (2) Long-term loan from Vietnam Joint Stock Commercial Bank for Industry and Trade (Vietinbank), comprising two credit agreements:
- Credit Agreement No. 238/2020-HDDCVDADDT/NHCT-KCNHD5 dated November 30th, 2020, with the following detailed terms:
 - + Credit limit: VND 62,000,000,000;
 - + Purpose of the loan: Implementation of the Investment Project for purchasing and installing machinery and equipment; renovation and upgrade of production line No. 2;
 - + Loan term: 60 months from the date of the first disbursement;
 - + Loan interest rate: Floating with adjustments;
 - + Outstanding principal balance of the Credit Agreement as of June 30, 2025, is VND 12,000,000,000; of which, long-term debt due within the next 12 months is VND
 - Investment Project Loan Agreement No. 255/2022-HĐCVDADT/NHCTKCNHD15 dated August 3rd, 2022, with the following detailed terms:
 - + Credit limit: VND 17,000,000,000;
 - + Purpose of the loan: Implementation of the legal investment project of the "SK5 Furnace Renovation" Project;
 - + Loan term: 66 months from the date of the first disbursement;
 - + Loan interest rate: Floating with adjustments;
 - + The outstanding principal balance of the Credit Agreement as of June 30, 2025, is VND 9,370,000,000; wherein long-term debt due within the next 12 months is VND

Common collateral for the above loan contracts includes: All construction works attached to land that have been, are being and will be formed in the future; Industrial lime production machinery and equipment line (Belongs to DLH industrial lime factory project - Phase 1); Right to claim debt and receive debt amount; Right to request refund of advance payment, violation fines, compensation for damages and beneficiary of this amount; benefits, reimbursements; ...); Assets are raw materials, materials for lime production business, and machinery and equipment are fixed assets owned by DLH Industrial Lime Joint Stock Company.; Machinery and equipment systems, Future means of transport under the DLH industrial lime factory investment project phase 2; All rights reserved, benefits associated with or arising from the DLH Industrial Lime Plant Project – Phase 2 and other collateral.



NOTES TO THE FINANCIAL STATEMENTS

FORM B 09-DN

These notes are an integral part of and should be read in conjunction with the accompanying Financial Statements

20 . OWNER'S EQUITY

a) Increase and decrease in owner's equity

	Contributed legal capital	Undistributed earnings	Total
	VND	VND	VND
From 01/01/2024 to 31/12/2024			
As at 01/01/2024	1,250,625,000	8,140,685,346	9,391,310,346
Profit/loss of the previous year	-	15,464,255,567	15,464,255,567
As at 31/12/2024	1,250,625,000	23,604,940,913	24,855,565,913
From 01/01/2025 to 30/06/2025			
As at 01/01/2025	1,250,625,000	23,604,940,913	24,855,565,913
Profit/loss of the current period	-	(953,097,618)	(953,097,618)
As at 30/06/2025	1,250,625,000	22,651,843,295	23,902,468,295

b) Details of owner's invested capital

	Rate	30/06/2025	Rate	01/01/2025
	(%)	VND	(%)	VND
Dang Duc Minh	33.35%	47,942,000,000	33.35%	47,942,000,000
DLH Holdings Group Joint Stock Company	35.48%	51,000,000,000	35.48%	51,000,000,000
TND Global Investment Joint Stock Company	20.00%	28,750,000,000	20.00%	28,750,000,000
Others	11.17%	16,058,000,000	11.17%	16,058,000,000
	100%	143,750,000,000	100%	143,750,000,000

c) Capital transactions with owners and distribution of dividends and profits

	From 01/01/2025 to 30/06/2025	From 01/01/2024 to 30/06/2024
	VND	VND
Owner's invested capital	143,750,000,000	143,750,000,000
- At the beginning of period	143,750,000,000	143,750,000,000
- At the ending of period	143,750,000,000	143,750,000,000

d) Stock

	30/06/2025	01/01/2025
Quantity of Authorized issuing stocks	14,375,000	14,375,000
Quantity of issued stocks	14,375,000	14,375,000
- Common stocks	14,375,000	14,375,000
Quantity of circulation stocks	14,375,000	14,375,000
- Common stocks	14,375,000	14,375,000
Par value per stock (VND)	10,000	10,000

NOTES TO THE FINANCIAL STATEMENTS

FORM B 09-DN

*These notes are an integral part of and should be read in conjunction with the accompanying Financial Statements***21 . OFF-STATEMENT OF FINANCIAL POSITION ACCOUNTS****Foreign currencies**

	30/06/2025	01/01/2025
USD	19,357.90	970.52

22 . REVENUE FROM SALE OF GOODS AND RENDERING OF SERVICES

	From 01/01/2025 to 30/06/2025	From 01/01/2024 to 30/06/2024
	VND	VND
Revenue from sale of finished goods	106,882,772,634	189,663,965,621
Revenue from services rendered	24,000,000	24,000,000
	106,906,772,634	189,687,965,621
Revenue from relevant parties (Details as in Notes 35.)	1,072,247,000	526,310,500

23 . COSTS OF GOODS SOLD

	From 01/01/2025 to 30/06/2025	From 01/01/2024 to 30/06/2024
	VND	VND
Cost of finished goods sold	99,193,702,193	167,215,216,333
	99,193,702,193	167,215,216,333

24 . FINANCE INCOME

	From 01/01/2025 to 30/06/2025	From 01/01/2024 to 30/06/2024
	VND	VND
Interest income, interest from loans	1,670,363	2,623,703
Realized gain from foreign exchange difference	10,209,024	20,234,512
Unrealized gain from foreign exchange difference	12,831,744	-
	24,711,131	22,858,215

NOTES TO THE FINANCIAL STATEMENTS**FORM B 09-DN***These notes are an integral part of and should be read in conjunction with the accompanying Financial Statements***25 . FINANCIAL EXPENSES**

	From 01/01/2025 to 30/06/2025	From 01/01/2024 to 30/06/2024
	VND	VND
Interest expenses	3,518,897,815	4,957,678,946
Realized loss from foreign exchange difference	1,723,680	-
	<u>3,520,621,495</u>	<u>4,957,678,946</u>

26 . SELLING EXPENSES

	From 01/01/2025 to 30/06/2025	From 01/01/2024 to 30/06/2024
	VND	VND
Raw materials	269,484,081	237,968,491
Labor	273,706,412	418,389,751
Expenses from external services	235,003,745	562,498,945
Other expenses by cash	300,000	660,000
	<u>778,494,238</u>	<u>1,219,517,187</u>

27 . GENERAL AND ADMINISTRATION EXPENSES

	From 01/01/2025 to 30/06/2025	From 01/01/2024 to 30/06/2024
	VND	VND
Raw materials	75,172,473	111,715,462
Labor	1,367,639,184	1,304,442,640
Depreciation and amortisation	176,935,620	166,471,734
Tax, Charge, Fee	216,867,682	56,150,924
Provision expenses	540,000,000	-
Expenses from external services	278,932,950	528,414,318
Other expenses by cash	1,715,771,930	1,239,232,110
	<u>4,371,319,839</u>	<u>3,406,427,188</u>

28 . OTHER INCOME

	From 01/01/2025 to 30/06/2025	From 01/01/2024 to 30/06/2024
	VND	VND
Others	6,515,543	3,795,288
	<u>6,515,543</u>	<u>3,795,288</u>

NOTES TO THE FINANCIAL STATEMENTS**FORM B 09-DN***These notes are an integral part of and should be read in conjunction with the accompanying Financial Statements***29 . OTHER EXPENSES**

	From 01/01/2025 to 30/06/2025	From 01/01/2024 to 30/06/2024
	VND	VND
Fines	3,736,269	968,341
Others	23,222,892	18,818,550
	26,959,161	19,786,891

30 . CURRENT BUSINESS INCOME TAX EXPENSES

	From 01/01/2025 to 30/06/2025	From 01/01/2024 to 30/06/2024
	VND	VND
Total profit before tax	(953,097,618)	12,895,992,579
Increase	121,043,908	18,818,550
- Unreasonable expenses	26,959,161	18,818,550
- Unrealised foreign exchange gain of previous year realised	94,084,747	-
Decrease	(12,831,744)	-
- Unrealised foreign exchange gain	(12,831,744)	-
Taxable income	(844,885,454)	12,914,811,129
Current corporate income tax expenses	-	2,582,962,226
Tax payable at the beginning of period	3,340,227,183	769,759,726
Tax paid in the period	(3,340,227,183)	(769,759,726)
Closing period income tax payable of main business activities	-	2,582,962,226

31 . BASIC EARNINGS PER SHARE

Earning per share distributed to common shareholders of the company is calculated as follows :

	From 01/01/2025 to 30/06/2025	From 01/01/2024 to 30/06/2024
	VND	VND
Profit after tax	(953,097,618)	10,313,030,353
Profit distributed for common stocks	(953,097,618)	10,313,030,353
Average circulated common stocks in the period	14,375,000	14,375,000
Basic earnings per share	(66)	717

NOTES TO THE FINANCIAL STATEMENTS**FORM B 09-DN***These notes are an integral part of and should be read in conjunction with the accompanying Financial Statements***32 . BUSINESS AND PRODUCTIONS COST BY ITEMS**

	From 01/01/2025 to 30/06/2025	From 01/01/2024 to 30/06/2024
	VND	VND
Raw materials	72,488,365,343	129,286,982,410
Labour	12,276,046,482	14,235,389,555
Depreciation and amortisation	11,834,000,049	11,835,244,049
Expenses from external services	216,867,682	56,150,924
Expenses from external services	9,294,679,914	10,844,498,930
Other expenses by cash	1,716,071,930	525,813,274
	107,826,031,400	166,784,079,142

33 . FINANCIAL INSTRUMENTS

The types of financial instruments of the Company include:

	Carrying amount			
	30/06/2025		01/01/2025	
	Original Cost	Provision	Original Cost	Provision
	VND	VND	VND	VND
Financial Assets				
Cash and cash equivalents	2,373,088,586	-	4,773,345,890	-
Trade receivables, other receivables	65,595,478,725	(5,851,580,000)	61,924,299,500	(5,471,479,140)
	67,968,567,311	(5,851,580,000)	66,697,645,390	(5,471,479,140)

	Carrying amount	
	30/06/2025	01/01/2025
	VND	VND
Financial Liabilities		
Loans and borrowings	99,913,469,310	113,237,994,504
Trade payables, other payables	1,995,687,855	3,645,665,535
Accrued expenses	344,202,118	270,408,227
	102,253,359,283	117,154,068,266

Financial assets and financial liabilities are not revalued according to fair value at the year ended because Circular No. 210/2009/TT-BTC and prevailing statutory regulations require to present Financial Statements and additional note for financial instruments but do not provide any relevant instructions for assessment and recognition of fair value of financial assets and liabilities, excluding provisions for bad debts and provision for devaluation of securities investments which are presented in relevant notes.

NOTES TO THE FINANCIAL STATEMENTS**FORM B 09-DN***These notes are an integral part of and should be read in conjunction with the accompanying Financial Statements***Financial risk management**

The Company's financial risks including market risk, credit risk and liquidity risk. The Company has developed its control system to ensure the reasonable balance between cost of incurred risks and cost of risk management. The Board of Directors of the Company is responsible for monitoring the risk management process to ensure the appropriate balance between risk and risk control.

Market risk

The Company's business operations will bear the risks of changes on prices, exchange rates and interest rates.

Price Risk

The Company bears price risk of equity instruments from short-term and long-term security investments due to uncertainty on future prices of the securities. Long-term securities are held for long-term strategies, at the end of the fiscal year, the Company has no plans to sell these investments.

Exchange rate risk

The Company bears the risk of exchange rate due to fluctuation in fair value of future cash flows of a financial instrument according to changes in exchange rates if loans, revenues and expenses of the Company are done in foreign currencies other than VND.

Interest rate risk

The Company bears the risk of interest rates due to fluctuation in fair value of future cash flow of a financial instrument according to changes in market interest rates if the Company has time or demand deposits, loans and debts subject to floating interest rates. The Company manages interest rate risk by analyzing the market competition situation to obtain any interest profitable for its operation purpose.

Credit Risk

Credit risk is risk in which the potential loss may be incurred if a counterpart fails to perform its obligations under contractual terms or financial instruments. The Company has credit risk from operating activities (mainly for trade receivables) and financial activities (including bank deposits, loans and other financial instruments).

	Less than 1 year	From 1 - 5 years	More than 5 years	Total
	VND	VND	VND	VND
As at 30/06/2025				
Cash and cash equivalents	2,373,088,586	-	-	2,373,088,586
Trade receivables, other receivables	65,595,478,725	(540,000,000)	(5,311,580,000)	59,743,898,725
	<u>67,968,567,311</u>	<u>(540,000,000)</u>	<u>(5,311,580,000)</u>	<u>62,116,987,311</u>

NOTES TO THE FINANCIAL STATEMENTS

FORM B 09-DN

These notes are an integral part of and should be read in conjunction with the accompanying Financial Statements

	Less than 1 year VND	From 1 - 5 years VND	More than 5 years VND	Total VND
As at 01/01/2025				
Cash and cash equivalents	4,773,345,890	-	-	4,773,345,890
Trade receivables, other receivables	61,924,299,500	-	(5,471,479,140)	56,452,820,360
	<u>66,697,645,390</u>	<u>-</u>	<u>(5,471,479,140)</u>	<u>61,226,166,250</u>

Liquidity Risk

Liquidity risk is the risk in which the Company has trouble in settlement of its financial obligations due to lack of funds. Liquidity risk of the Company is mainly from different maturity of its financial assets and liabilities.

Due date for payment of financial liabilities based on expected payment under the contracts (based on cash flow of the original debts) as follows:

	Less than 1 year VND	From 1 - 5 years VND	More than 5 years VND	Total VND
As at 30/06/2025				
Loans and borrowings	93,943,469,310	5,970,000,000	-	99,913,469,310
Trade payables, other payables	1,995,687,855	-	-	1,995,687,855
Accrued expenses	344,202,118	-	-	344,202,118
	<u>96,283,359,283</u>	<u>5,970,000,000</u>	<u>-</u>	<u>102,253,359,283</u>
As at 01/01/2025				
Loans and borrowings	105,567,994,504	7,670,000,000	-	113,237,994,504
Trade payables, other payables	3,645,665,535	-	-	3,645,665,535
Accrued expenses	270,408,227	-	-	270,408,227
	<u>109,484,068,266</u>	<u>7,670,000,000</u>	<u>-</u>	<u>117,154,068,266</u>

The Company believes that risk level of loan repayment is low. The Company has the ability to pay debts matured from cash flows from its operating activities and cash received from matured financial assets.

34 . EVENTS AFTER BALANCE SHEET DATE

There have been no significant events occurring after the reporting period, which would require adjustments or disclosures to be made in the Financial Statements.

NOTES TO THE FINANCIAL STATEMENTS**FORM B 09-DN***These notes are an integral part of and should be read in conjunction with the accompanying Financial Statements***35 . TRANSACTION AND BALANCES WITH RELATED PARTIES**

<u>Related parties</u>	<u>Relationship</u>
Mr. Dang Duc Minh	Chairman of the Board, influence shareholder
DLH Holdings Group Joint Stock Company	Major Shareholder, shared member of Board of Directors
TND Global Investment Joint Stock Company	Major Shareholder, shared member of Board of Directors
Dai Thinh Viet Joint Stock Company	Shared member of Board of Directors
DLH Transport Co., Ltd	Shared member of the Member's Council
DLH Waterway Transport Co., Ltd	Shared member of the Member's Council
Son Thinh Processing Minerals Joint Stock Company	Shared member of Board of Directors
DLH Thanh Hoa Single-member Company Limited	Have the same Chairman of the Board, member of the LLC
Phuc Truong Loc Investment Joint Stock Company	Shared member of Board of Directors
An Phu Son International Trading Joint Stock Company	Have the same shareholder with significant influence
Vietnam Lime One member Company Limited	The Chairman is a member of the Board of Directors
TND Holding Investment Joint Stock Company	The General Director is a member of the Board of Directors
Long Son Industrial Lime Company Limited	The Director is a member of the Board of Directors
Phuc Truong Thinh Investment and Development Joint Stock Company	Shared member of Board of Directors
Khanh An Packing Manufacturing Joint Stock Company	The company chaired by Mr. Dang Duc Minh's wife

In the fiscal period, the Company has the transactions and balances with related parties as follows:

Transactions during the period:

	From 01/01/2025 to 30/06/2025 VND	From 01/01/2024 to 30/06/2024 VND
Revenues from sales and services rendered		
Dai Thinh Viet Joint Stock Company	1,072,247,000	526,310,500
Purchase		
Khanh An Packing Manufacturing Joint Stock Company	38,250,000	644,745,000
Dai Thinh Viet Joint Stock Company	-	3,278,320,500
DLH Transport Co., Ltd	1,422,045,950	9,196,394,760
DLH Waterway Transport Co., Ltd	795,175,000	3,232,783,705
Other payables		
Bui Van Tuan	-	3,000,000,000

NOTES TO THE FINANCIAL STATEMENTS

FORM B 09-DN

These notes are an integral part of and should be read in conjunction with the accompanying Financial Statements

Outstanding balances up to the reporting date are as follows:


	30/06/2025	01/01/2025
	VND	VND
Trade receivables		
Dai Thinh Viet Joint Stock Company	1,158,026,760	918,212,760
Prepayments to suppliers		
Dai Thinh Viet Joint Stock Company	-	457,149,920
Trade payables		
Khanh An Packing Manufacturing Joint Stock Comp	41,310,000	48,600,000
DLH Waterway Transport Co., Ltd	15,809,626	45,586,488
DLH Transport Co., Ltd	549,349,400	144,612,000

Transactions with other related parties:


	From 01/01/2025 to 30/06/2025	From 01/01/2024 to 30/06/2024
	VND	VND
Remuneration to members of The Board of Directors	241,264,417	286,647,808
- Le Quy Son	134,140,923	161,348,154
- Bui Van Tuan	96,928,494	125,299,654
- Nguyen Van Hai	10,195,000	-

36 . COMPARATIVE FIGURES


The opening figures on the Balance Sheet and the corresponding notes are based on the financial statements for the fiscal year ended December 31, 2024, which were audited by AASC Auditing Firm LLC as stated in Independent Audit Report No. 120325.002/BCTC.KT7 dated March 12, 2025. The comparative figures on the Statement, Cash Flow Statement, and the corresponding notes are based on the financial statements for 2nd quarter prepared by DamiK Group Joint Stock Company.



Nguyen Thi Luyen
Preparer



Hoa Kim Dung
Chief Accountant



Le Quy Son
General Director

Hai Phong, 19 July 2025